

NAME: _____












DATE: _____

VOCABULARY MEMORY GAME

JOBS

- Complete the words below with vowels (a / e / i / o / u).
- Then memorize the words in all the boxes!



1  r _ p _ rt _ r	2  t _ _ ch _ r	3  f _ r _ m _ n	4  s _ ld _ _ r
5  d _ ct _ r	6  truck dr _ v _ r	7  sc _ _ nt _ st	8  f _ rm _ r
9  ch _ f	10  p _ l _ t	11  c _ sh _ _ r	12  _ rt _ st
13  _ thl _ t _	14  p _ l _ c _ officer	15  b _ s driver	16  m _ sici _ n

NAME: _____

DATE: _____

VOCABULARY MEMORY GAME

JOBS

- Write and draw the words of the jobs in all the boxes!



1	2	3	4
5	6	7	8
9	10	11	12
13	14	15	16

Aim Vocabulary Practice

Level Beginner to Elementary

The idea for this worksheet activity comes from a popular ESL game in which a number of objects are placed on a desk; students stand up, gather around the desk and memorize the objects within a set Time limit. Then, the objects are covered or put away, while the students return to their desks and write the names of the objects they can remember.

The advantage of using pictures and words (as in this paper version) is that it targets specific topic-related vocabulary (in this case, jobs).

ACTIVITY NOTES

Distribute the vowel gap-fill exercise to your students and have them work in pairs to complete the words. After you check their answers, tell them they have just one minute (okay, maybe two) to memorize as many words on the handout as they can.

Then, ask them to turn their papers over (or put them away) – on the new handout* (with blank squares) they can write down the words they can remember. You can have your learners work individually, in pairs, or in groups or teams (with answers written in a grid on the board).

- **Easier:** your students can write the words in any order.
- **Even Easier:** allow misspelled words as long as the words can be recognized.
- **More difficult:** your students should write the correctly spelled words in the correct order in the boxes.
- **For added fun:** have your learners draw a quick sketch of each animal in addition to writing the words. Fun, yes, plus it will help them to remember the vocabulary!

*To save paper, you might have your students draw a 16-square grid in their notebooks for the second part of this activity.

ANSWER KEY

- | | |
|-----------------|--------------------|
| 1. reporter | 9. chef |
| 2. teacher | 10. pilot |
| 3. fireman | 11. cashier |
| 4. soldier | 12. artist |
| 5. doctor | 13. athlete |
| 6. truck driver | 14. police officer |
| 7. scientist | 15. bus driver |
| 8. farmer | 16. musician |