


NAME: _____


DATE: _____


Basic English Dialogs

SUPERMARKET

- Write the missing words in the correct spaces. Listen to check your answers.

 <p>DIALOG 1</p>	<p>John: Excuse me. Where can I find _____?</p> <p>Clerk: You can find that in _____ seven.</p> <p>John: _____ is that?</p> <p>Clerk: It's over there, to your _____.</p> <p>John: Thanks!</p>
<p>left where aisle peanut butter</p>	

 <p>DIALOG 2</p>	<p>Cashier: That's four _____ and twenty cents.</p> <p>John: Okay.</p> <p>Cashier: How would you like to _____?</p> <p>John: With my _____.</p>
<p>credit card pay dollars</p>	

 <p>DIALOG 3</p>	<p>Cashier: Would you like a _____ bag?</p> <p>John: No thanks. I have my own bag.</p> <p>Cashier: Okay, thanks. Have a _____ day.</p> <p>John: Thanks. You, _____.</p>
<p>too paper nice</p>	

Aim Vocabulary practice; Listening practice; Speaking practice
Level Beginner

ANSWER KEY

DIALOG 1

John: Excuse me. Where can I find **peanut butter**?

Clerk: You can find that in **aisle** seven.

John: **Where** is that?

Clerk: It's over there, to your **left**.

John: Thanks!

* * * *

DIALOG 2

Cashier: That's four **dollars** and twenty cents.

John: Okay.

Cashier: How would you like to **pay**?

John: With my **credit card**.

* * * *

DIALOG 3

Cashier: Would you like a **paper** bag?

John: No thanks. I have my own bag.

Cashier: Okay, thanks. Have a **nice** day.

John: Thanks. You, **too**.

ACTIVITY SUGGESTION

- Ask your learners to practice the dialogs in pairs!

