


NAME: \_\_\_\_\_


DATE: \_\_\_\_\_


# Basic English Dialogs



- Write the words in the correct spaces. Listen to check your answers.

 <p><b>DIALOG 1</b></p> <p>Is it on sale?</p>	<p><b>John:</b> Excuse me. Is this shirt _____?</p> <p><b>clerk:</b> Yes, it is.</p> <p><b>John:</b> Can I _____ it on?</p> <p><b>clerk:</b> Sure! There's a _____ over there.</p>
	<p>try      on sale      change room</p>

 <p><b>DIALOG 2</b></p> <p>size</p>	<p><b>clerk:</b> How does it _____?</p> <p><b>John:</b> It's a little too _____.</p> <p><b>clerk:</b> Would you like to try a larger _____?</p> <p><b>John:</b> Yes, thanks!</p>
	<p>small      size      fit</p>

 <p><b>DIALOG 3</b></p> <p>color</p>	<p><b>clerk:</b> Is it okay?</p> <p><b>John:</b> It fits _____, but the color . . .</p> <p><b>clerk:</b> We also have it in _____.</p> <p><b>John:</b> Could I _____ it, please?</p>
	<p>blue      see      well</p>

NAME: \_\_\_\_\_

DATE: \_\_\_\_\_

# Basic English Dialogs



- Work with a classmate and continue each dialog. Write in the spaces below.

## DIALOG 1 (Is it on sale?)

**John** Excuse me. Is this shirt on sale?

**clerk** Yes, it is.

**John** Can I try it on?

**clerk** Sure! There's a change room over there.

**John** .....

**clerk** .....

## DIALOG 2 (size)

**clerk** How does it fit?

**John** It's a little too small.

**clerk** Would you like to try a larger size?

**John** Yes, thanks!

**clerk** .....

**John** .....

## DIALOG 3 (color)

**clerk** Is it okay?

**John** It fits well, but the color . . .

**clerk** We also have it in blue.

**John** Could I see it, please?

**clerk** .....

**John** .....

**Aim** Vocabulary practice; Listening practice; Speaking practice  
**Level** Beginner to Elementary

## ANSWER KEY

DIALOG 1 (Is it on sale?)

**John:** Is this shirt **on sale**?

**clerk:** Yes, it is.

**John:** Can I **try** it on?

**clerk:** Sure! There's a **change room** over there.



\* \* \* \*

DIALOG 2 (size)

**clerk:** How does it **fit**?

**John:** It's a little too **small**.

**clerk:** Would you like to try a larger **size**?

**John:** Yes, thanks!

\* \* \* \*

DIALOG 3 (color)

**clerk:** Is it okay?

**John:** It fits **well**, but the color . . .

**clerk:** We also have it in **blue**.

**John:** Could I **see** it, please?

## ACTIVITY SUGGESTION

- *After they extend the dialogs on page 2, ask your learners to practice their conversations in pairs! Have one or two pairs perform for the entire class!*

