

NAME: _____

DATE: _____

SUPERMARKET SHOPPING

- Listen to your teacher say the words aloud. Then, complete the words with the missing vowels (a / e / i / o / u). Use the pictures on the right to help you.

1. cherries

2. p__st__

3. l__m__n__d__

4. p__t__t__s

5. ch__s__


6. c__c__ c__l__

7. __c__ cr__m

8. b__ns

9. p__rk

10. f__sh



- Write the names of four more things you can buy at a supermarket:

- _____
- _____
- _____
- _____

- Look at the pictures of the ten different kinds of food. Which foods do you like? Which foods don't you like?

NAME: _____

DATE: _____

SUPERMARKET SHOPPING

COUNTRY GROCER **HAPPY Canada Day!**

B.C. Grown • Premium Quality

Large Cherries
First of the Season!
2⁹⁷ lb 6.55 Kg

Our very own plump & juicy Cherries are now here again this year. Our growers will pick only the largest and ripe cherries for you! Weather Permitting

Coca Cola Products, Canada Dry and More!
12x355/500 ml
3 FOR 11⁰⁰

Pasta Sauces
CLASSICO
1⁹⁷ EACH 410-650 ml

Ice Cream
Island Farms Classic
3⁹⁷ EACH 1.65 L

Lemonade
Minute Maid
or Limeade
.87 EACH 295 ml

Beans or Pasta
Heinz
.97 EACH 398 ml

Miracle Whip
Kraft
2⁹⁷ EACH 890 ml

Pork Tenderloin
Fresh Canadian
All Sizes
Buy One Get One **FREE**
You Pay the Higher Price

Pacific Sole Fillets
Fresh B.C.
1⁶⁷ 100 g

Potato Salads or Macaroni
Reser's
4⁹⁷ EACH 1.25 Kg

Cream Cheese
Philadelphia
Brick or Soft
2⁹⁷ EACH 227-250 g

You'll Feel Like Family.
Vancouver Island Owned & Operated Since 1984

SALE ON: Victoria, Cobble Hill, Nanaimo & Lake Cowichan: FRIDAY Jun. 29 – THURSDAY July 5, 2018 / Salt Spring: WEDNESDAY Jun. 27 – MONDAY July 2, 2018


Listen to your teacher.

Circle TRUE or FALSE.

Example:

"The name of the supermarket is Country Grocer."

TRUE
FALSE



- | | | |
|------------------|------------------|-------------------|
| 1. TRUE
FALSE | 5. TRUE
FALSE | 9. TRUE
FALSE |
| 2. TRUE
FALSE | 6. TRUE
FALSE | 10. TRUE
FALSE |
| 3. TRUE
FALSE | 7. TRUE
FALSE | 11. TRUE
FALSE |
| 4. TRUE
FALSE | 8. TRUE
FALSE | 12. TRUE
FALSE |

Now, read the sentences and check your work!



NAME: _____ DATE: _____

SUPERMARKET SHOPPING

Advantages and Disadvantages of Online Grocery Shopping

Adapted from <http://blog.careco.co.uk/advantages-and-disadvantages-of-online-grocery-shopping/>

Online shopping is a new and interesting way for people to buy things; in the last two or three years, more people are staying home and buying things like **pasta**, **potatoes** and **beans** online. But, maybe you never shopped online before, so how do you know which supermarkets are best? Before you spend time to choose the best online supermarkets, maybe we should look at the advantages and disadvantages of online shopping.

Advantages

Let's look at some advantages to online shopping. First, the supermarket can bring the groceries to your home. This can save your time. Second, you will buy only the things you really need. For example, some people buy **ice cream** or **coca cola** at supermarkets when they don't really need it. Third, some people don't like to shop in busy grocery stores with lots of other people – but you don't have to stand in long lines when you shop at home!

Disadvantages

Here are three disadvantages: first, when you shop online, you can only see a picture of the **pork** or **fish** that you want to buy – but maybe the food does not smell good or taste good. Second, you have to pay money for the supermarket to bring the things to your home. Finally, you might order **cherries** online and only later the supermarket will tell you there are no more **cherries** in the store.

Before you decide to shop online, it's really important to know all of these advantages and disadvantages!

- Read the statements below. Then read the article and circle TRUE or FALSE.

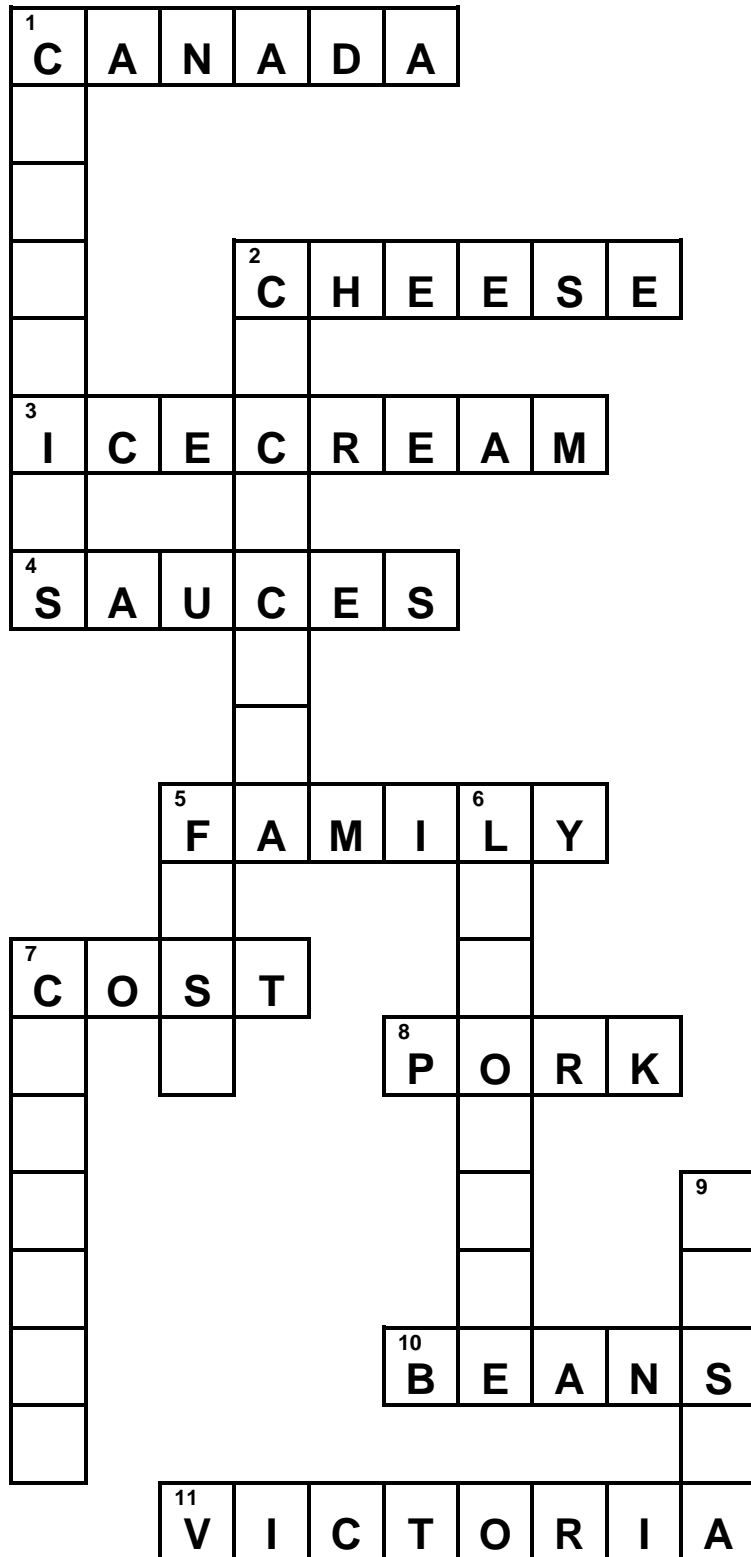
- | | | |
|--|---|---|
| 1. The article says most people stay home to shop online. | T | F |
| 2. People can buy vegetables online. | T | F |
| 3. It takes a lot of time to shop online. | T | F |
| 4. Sometimes, some people buy things they don't really need. | T | F |
| 5. The article gives two advantages to online shopping. | T | F |
| 6. Some supermarkets might not have the things you want to buy online. | T | F |
| 7. The article says that stores will bring the food to your home for free. | T | F |
| 8. The article says it's better to shop for groceries online. | T | F |

NAME: _____

DATE: _____

SUPERMARKET SHOPPING

- **PAIR WORK:** Read aloud your Across sentences to your partner. Then listen as your partner reads aloud to you. Look at the advertisement to help you.



ACROSS

1. Happy _____ Day
2. Cream _____ costs \$2.97.
3. _____ costs \$3.97.
4. Pasta _____ cost \$1.97.
5. You'll feel like _____.
7. How much do cherries _____?
8. _____ is a kind of meat. It comes from pigs.
10. Both _____ and pasta cost ninety-seven cents.
11. The Country Grocer supermarket is not in Vancouver, but you can find it in _____.




NAME: _____

DATE: _____

SUPERMARKET SHOPPING

- **PAIR WORK:** Read aloud your Across sentences to your partner. Then listen as your partner reads aloud to you. Look at the advertisement to help you.

B


DOWN

1. Large _____ cost \$2.97.
2. You can buy three _____ products for \$11.
5. Pacific sole is a kind of _____. It comes from the Pacific Ocean. Fishermen catch it.
6. You can drink _____. You need lemons to make it. It costs eighty-seven cents.
7. The name of the supermarket is _____ Grocer.
12. Both beans and _____ cost ninety-seven cents.



Complete Lesson Plan (Page 1 of 2)

Theme: Supermarkets and Shoppers

Learners are introduced to a non-linear text and then asked to read, understand and discuss text details.

Level: Elementary

Learning Outcomes:

At the end of the lesson learners

- **(reading and spelling)** ... should be able to recognize and spell a number of common food items
- **(reading)** ... should be able to use non-linear text scanning strategies
- **(reading and listening)** ... should be able to determine if a spoken statement is true or false (using a non-linear text)
- **(reading)** ... should be able to identify, read and comprehend a basic advantage-disadvantage essay of about 250 words.

Lesson Stages

1. Introduction and Worksheet Pre-Activity (28-30 mins)

Short lead-in class discussion (3-5 mins)

1. What supermarkets do you shop at? Why do you shop there?
2. How are supermarkets in Canada different from / the same as supermarkets in other countries?

Worksheet Activity (15 mins)

Teacher reviews the meaning of 'vowels' and reads aloud the ten items on the worksheet. Students complete and compare. Two students write their answers on the board (1-5/6-10). Teacher corrects and students choral repeat after teacher.

Worksheet Extension (10 mins)

One student volunteers to come to the board to act as a 'teacher'. His or her classmates shout aloud at least ten more things you can buy at a supermarket while the 'teacher' writes them on the board. The real teacher then corrects and glosses the vocab. Students are then asked to write down on the worksheet four of the student-generated words they want to remember.

2. Worksheet Activity #1 (30 mins)

Introduction (5 mins)

The teacher projects the advertisement on the board and discusses the main features, including the prices.

2. Worksheet Activity #1, cont'd

Listening/Reading (20-25 mins)

The teacher reads aloud the twelve statements below (twice) while students circle True or False.

1. You can buy ceam cheese at this supermarket.
2. Potato salads cost five dollars and ninety-seven cents (\$5.97)
3. You can buy three coca cola products for eleven dollars (3 for \$11.00).
4. The advertisement says you must bring your family.
5. Beans and pasta both cost eighty-seven cents (.87).
6. You can buy ice cream for three dollars and ninety-seven cents (\$3.97).
7. Lemonade costs ninety-seven cents (.97).
8. The advertisement says you can buy coffee at the supermarket.
9. You can buy these things in the city of Victoria.
10. This advertisement is from the United States.
11. Miracle Whip costs two dollars and ninety-seven cents.
12. The cherries are large cherries.

Students then exchange papers and teacher projects the above script. The students read the script to check their classmate's work. Before returning the worksheet, the teacher reads aloud each sentence one more time and elicits the correct answers. (See Answer Key on following page.)

(lesson plan continued on next page)

Complete Lesson Plan (Page 2 of 2)

Lesson Stages, continued

3. Worksheet Activity #2

Reading:

'Advantages and Disadvantages of Online Grocery Shopping'

Introduction (15 minutes): Introduce the concept of online shopping for groceries. Draw two columns on the board and elicit what your learners see as the advantages and disadvantages of online grocery shopping. Write their ideas in the appropriate columns and discuss (include a show of hands – "Who thinks online shopping for groceries is a good idea?").

Reading (25 minutes):

First, project the True/False statements and read them aloud (or have some students read them aloud). Next, read the article aloud to your students. Then distribute the article and set a time for your learners to complete the task. Have your learners compare answers before eliciting and correcting (verbally and on the board). Follow-up with a brief discussion of the article (including another show of hands - has anyone changed their opinion about online shopping?).

4. Post Activity Worksheet 1A & 1B (15-20 mins)

Info-Gap Crossword (15-20 mins)

Students are seated in pairs face-to-face and the teacher introduces the info-gap crossword activity (students should say a 'filler' word for each blank in the clues). Students share papers at the end of the activity to correct their spelling.

Optional 'Shopping' Post Activity for Following Class (30 mins)

Introduction (5 mins)

The teacher tapes several different newspaper flyers on the walls around the classroom. Students are asked to stand up and read skim and scan the flyers (and decide which offers the most items / which look the most interesting / which sells bread, etc.

Optional Post Activity for Following Class, cont'd

Part One (15 mins): The students form pairs. Teacher: "With your partner, you have (30 dollars) and you want to have a party and invite all your classmates. Decide what to buy." The students should negotiate with each other and write the names of the supermarkets they "shopped" at and what they bought. Make sure each student in a pair writes a list.

Part Two (10 mins): The students form new pairs. They compare what they bought and give reasons for their purchases.

Note:

This lesson might lead-in to a real classroom shopping expedition and class get-together.

ANS KEY: Worksheet Activity #1

1. You can buy ceam cheese at this supermarket.
TRUE
2. Potato salads cost five dollars and ninety-seven cents (\$5.97)
FALSE
3. You can buy three coca cola products for eleven dollars (3 for \$11.00).
TRUE
4. The advertisement says you must bring your family.
FALSE
5. Beans and pasta both cost eighty-seven cents (.87).
FALSE
6. You can buy ice cream for three dollars and ninety-seven cents (\$3.97).
TRUE
7. Lemonade costs ninety-seven cents (.97).
FALSE
8. The advertisement says you can buy coffee at the supermarket.
FALSE
9. You can buy these things in the city of Victoria.
TRUE
10. This advertisement is from the United States.
FALSE
11. Miracle Whip costs two dollars and ninety-seven cents.
TRUE
12. The cherries are large cherries.
TRUE

ANS KEY: Worksheet Activity #2

- | | |
|----------|----------|
| 1. False | 5. False |
| 2. True | 6. True |
| 3. False | 7. False |
| 4. True | 8. False |